



Hybrid Inverter

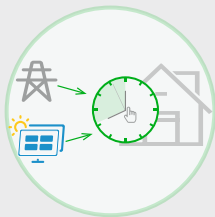
Single Phase: Hyper-3000/Hyper-3680/Hyper-4600/Hyper-5000/Hyper-6000

For new photovoltaic systems, the LIVOLTEK hybrid solution is a wise choice to improve your energy storage and utilization. Featuring a compact design, robust safety features, and superior performance, the LIVOLTEK hybrid bi-directional inverter can be perfectly adapted to residential and small businesses' self-consumption with battery storage. Its integrated backup power function and automatic activation in the event of power failure enable you to enjoy energy independence and maximize your solar investment through the export power control feature and time of use shifts for reducing electricity bills. Additionally, its modular scalable design offers the flexibility to start from small be size and expandable as your needs grow.




Features


- 24/7 local and remote monitoring
- High charging & discharging capacity
- Fanless design, quiet and long lifespan
- 150% oversized, 150% yield
- All-in-one & split application optional
- Power critical loads during power cuts



Flexible Setting for Charge



Export Control Function



150%Oversized, 150%Yield



Compatible with High-current PV Modules

Compatible Products



Residential Lithium Battery



Smart EV Charger



Wi-Fi Dongle



Smart Meter



Monitoring System

Specifications

Model	Hyper-3000	Hyper-3680	Hyper-4600	Hyper-5000	Hyper-6000
PV Input					
Max. PV Input Power	4500Wp	5520Wp	6900Wp	7500Wp	7500Wp
Max. PV Input Voltage	600V				
Nominal Input Voltage	360V				
MPPT Voltage Range	125~550V				
No. of MPPTs/Strings per MPPT	1 / 1	2 / 1	2 / 1	2 / 1	2 / 1
Max. PV Current	14A	14/14A	14/14A	14/14A	14/14A
Max. Short Circuit Current	17.5A	17.5/17.5A	17.5/17.5A	17.5/17.5A	17.5/17.5A
AC Output @ Grid					
Nominal AC Power	3000W	3680W	4600W	5000W	6000W
Max. Apparent Output Power	3000VA	3680VA	4600VA	5000VA	6000VA
Nominal AC Voltage	220V/230V/240V				
Nominal AC Voltage Range	186~290V				
AC Frequency	50Hz/60Hz				
Max. AC Current	14.0A	16.0A	20.0A	23.9A	26.1A
THDi, Rated Power[%]	<3%				
Power Factor	~1 (Adjustable from 0.8 Leading to 0.8 Lagging)				
EPS Output @ Off Grid					
Nominal EPS Power	3000W	3680W	4600W	5000W	6000W
EPS Peak Power	1.1 x Pnom, 60 sec; 1.5 x Pnom, 1 sec				
Nominal Output Voltage	220V/230V				
Nominal Frequency	50Hz/60Hz				
Nominal Output Current	13.0A	16.0A	20.0A	21.7A	26.1A
THDv, Rated Power[%]	< 3%				
Battery Input					
Battery Type	Lithium				
Battery Voltage	40~60V				
Max. Charge/Discharge Current	60A	80A	100A	100A	125A
Communication with BMS	CAN				
Efficiency					
Max. Efficiency	97.6%	97.8%			
Euro Efficiency	97.1%	97.4%			
General Data					
Dimension (W*H*D)	415*625*155mm				
Weight	29kg	30kg	30kg	30kg	30kg
Mounting Method	Wall-mounting Bracket				
Protection Rating	IP65				
Cooling	Natural Convection				
Operating Temperature Range	-25 C ~+60 C (>45 C Derating)				
Display	LED & APP				
Communication	Wi-Fi/DRM/CAN/RS485				
Standard Warranty	5 Years				

Remarks: The range of output Voltage and frequency may vary depending upon different grid codes.