

IQ Battery 5P

IQ Battery 5P is an all-in-one AC-coupled system that is powerful, reliable, simple, and safe. It has a total usable energy capacity of 5.0 kWh and includes six embedded IQ8D-BAT Microinverters providing up to 3.2 kVA continuous power.



Key specifications	IQBATTERY-5P-1P-INT
Rated (continuous) output apparent power	3.2 kVA
Rated output current	13.9 A
Nominal voltage	230 VAC
Nominal frequency	50 Hz
Usable capacity	5.0 kWh
Ambient operating temperature range	-20°C to 55°C
Chemistry	Lithium iron phosphate (LFP)
Mounting	Wall-mount/pedestal-mount

Powerful

- Provides up to 13.9 A continuous current and 27.8 A peak current for 3 seconds
- Includes six embedded IQ8D-BAT Microinverters

Reliable

- 15-year limited warranty
- Cools passively with no moving parts or fans
- Uses wired control communication
- Updates software and firmware remotely

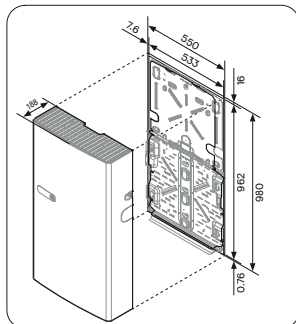
Simple

- Fully integrated AC-coupled battery system
- Installs and commissions easily
- Supports Self-Consumption and Full Backup mode of operation
- Offers homeowners remote monitoring and control from the Enphase App
- Field replaceable components

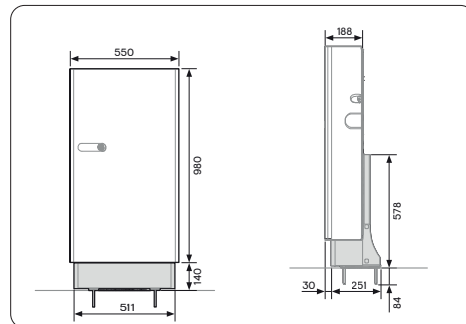
Safe

- Meets UL 9540A, the highest industry standard for battery safety
- Uses lithium iron phosphate (LFP) chemistry for maximum safety and longevity

Dimensions in mm



Wall-mounted (included)



Floor-mounted with pedestal (sold separately)

Product details	Order code: IQBATTERY-5P-1P-INT
Model number	IQ Battery 5P (B05-T02-INT00-1-2)
Description	The IQ Battery 5P with integrated IQ8D-BAT Microinverters and battery management system (BMS) with battery controller
Output	@230 VAC
Rated (continuous) output apparent power	3.2 kVA
Rated output current	13.91 A
Peak output current (3 seconds, 10 seconds) ¹	27.82 A, 22.26 A
Nominal voltage	230 VAC
Nominal voltage range	195 VAC–253 VAC
Nominal frequency	50 Hz
Nominal frequency range	47.5 Hz–51.5 Hz
Power factor, grid-tied (adjustable)	0.8 leading ... 0.8 lagging
AC round-trip efficiency ²	90%
Operating modes	Self-Consumption, Full Backup
Battery	
Usable capacity ³	5.0 kWh
DC round-trip efficiency ⁴	96%
Nominal DC voltage	76.8 V
Ambient operating temperature range (charging) ⁵	–20°C to 50°C non-condensing
Ambient operating temperature range (discharging) ⁶	–20°C to 55°C non-condensing
Chemistry	Lithium iron phosphate (LFP)
Mechanical data	
Dimensions (H × W × D)	980 mm × 550 mm × 188 mm
Lifting weight	68.5 kg
Total installed weight	82 kg
IQ Battery enclosure	Outdoor-IP55
IQ8D-BAT Microinverter	Outdoor-IP67
Cooling	Natural convection
Altitude	<2500 meters
Mounting	Wall-mount (included) or pedestal-mount (sold separately)
Communication interfaces	
Communication	Wired control communication
Monitoring	Enphase Installer Platform and Enphase App monitoring options; API integration

¹ During the backup operation.

² AC to the battery to AC at 50% power rating at 25°C (at the beginning of life). Actual round-trip efficiencies can vary based on ambient temperatures, load patterns, and other external factors.

³ The battery's usable capacity supports loads and turns PV on in normal daily operation. The usable capacity includes a safety-critical limit of 2% that safeguards the customer's asset in case of a long-duration grid outage. An additional 3% capacity is maintained for battery electronic sustenance at night. Refer to <https://enphase.com/en-gb/download/iq-battery-5p-usable-capacity-tech-brief> for more information.

⁴ At the beginning of life.

⁵ A reduction in charging power occurs at temperatures below 15°C and above 45°C.

⁶ A reduction in discharging power occurs at temperatures below 0°C and above 50°C.

Standards	
Grid compliance	G98, G98 NI, G99, G99 NI, G100-2
Safety	UN 38.3, EN 62040-1, IEC 62619 2022, EN IEC 62109-1 & 2, IEC/EN 62116
EMC	EN 61000-3, EN 61000-6 EMC, EN 55011:2016+A11:2020, IEC 61326-1, EN 50065-1, EN 50065-2-2
EC Declaration of Conformity ⁷	Electro Magnetic Compatibility (EMC) Directive 2014/30/EU, Low Voltage Directive (LVD) 2014/35/EU, Restriction of Hazardous Substances (RoHS), 2011/65/EU, and Battery Directive 2006/66/EC
Product labelling	CE
Limited warranty	
Limited warranty	>60% capacity, up to 15 years or 6,000 cycles ⁸
What's in the box	
IQ Battery 5P	Base battery unit of IQ Battery 5P with six integrated IQ8D-BAT Microinverters
ID cover and conduit cover	IQ Battery 5P cover with two conduit covers for the left and right sides of the unit
Bottom mounting bracket and top protective shield	Bottom mounting bracket for mounting the battery on the wall, and one top protective shield
M5 locking screws	Two M5 locking screws for securing the battery unit on the bottom mounting bracket
M4 grounding screws	Two M4 grounding screws for securing the top protective shield on the bottom mounting bracket
M5 ID cover grounding screws	Two M5 ID cover grounding screws for the EMI/EMC requirement
Cable ties	Six cable ties for securing field cables to the unit
Control (CTRL) connector	One pre-installed and one spare control connector without a resistor for control wiring
Control (CTRL) connector with a resistor	One pre-installed and one spare control connector with a resistor for control wiring
Quick install guide (QIG)	IQ Battery 5P installation instructions
Drill template	Two drill templates for marking drilling locations on the mounting surface
Accessories and replacement parts	
IQ8D-BAT-RMA	IQ8D-BAT Microinverter for field replacement
B05-T02-INT00-1-2-RMA	IQ Battery 5P unit for field replacement
B05-CX-0550-O	IQ Battery 5P cover for field replacement
B05-PM-0550-O	IQ Battery 5P Pedestal Mount for floor mounting of the battery
B05-CP-096-O	IQ Battery 5P conduit plates for field replacement. Includes one left-side and one right-side conduit plate
B05-WB-0543-O	IQ Battery 5P wall bracket for field replacement. Includes one bottom mounting bracket and one top shield
IQBATTERY-HNDL-5	IQ Battery 5P Lifting Handles. Includes one left-side and one right-side lifting handle
B05-ACFB-080-O	IQ Battery 5P AC filter board for field replacement
B05-BMSIA-0490-O	IQ Battery 5P BMS board for field replacement
B05-CANBR-063-O	IQ Battery 5P control communication board for field replacement
B05-IICS-0524-O	IQ Battery 5P control switch is pre-installed on the wiring cover for field replacement

⁷ The full text of the EU Declaration of Conformity (DoC) is available at <https://enphase.com/en-gb/installers/resources/documentation>.

⁸ Whichever occurs first. Restrictions apply. The full text of the warranty is available at <https://enphase.com/installers/resources/warranty>.


Compatibility	
IQ System Controller 3 INT (for backup operation)	SC100G-M230-3P
IQ Gateway Metered	ENV-S-EM-230
Communications Kit (for grid-tied operation)	COMMS-KIT-INT-02
Solar inverters	IQ Series Microinverters, third-party PV string inverters
Control cable	CTRL-BL-EU-01

Components of the Enphase Energy System



IQ Microinverters

IQ Series Microinverters pack more power into less space than other rooftop solar systems and make rooftop solar more productive, reliable, smart, and safe.



IQ Gateway and Communications Kit 2 INT

The IQ Gateway with current transformers provides complete control and insight into the Enphase Energy System.

Communications Kit 2 INT enables wired communication between the battery and the gateway for grid-tied operation.



IQ Battery 5P accessories

IQ Battery 5P Lifting Handles are reusable and ease the installation process. IQ Battery 5P Pedestal Mount enables floor mounting of the IQ Battery 5P.



IQ System Controller 3 INT

The system controller is an integrated enclosure containing all components necessary for backup operation in case of grid outage.

Revision history

Revision	Date	Description
DSH-00857-1.0	July 2025	Initial release for the United Kingdom.